

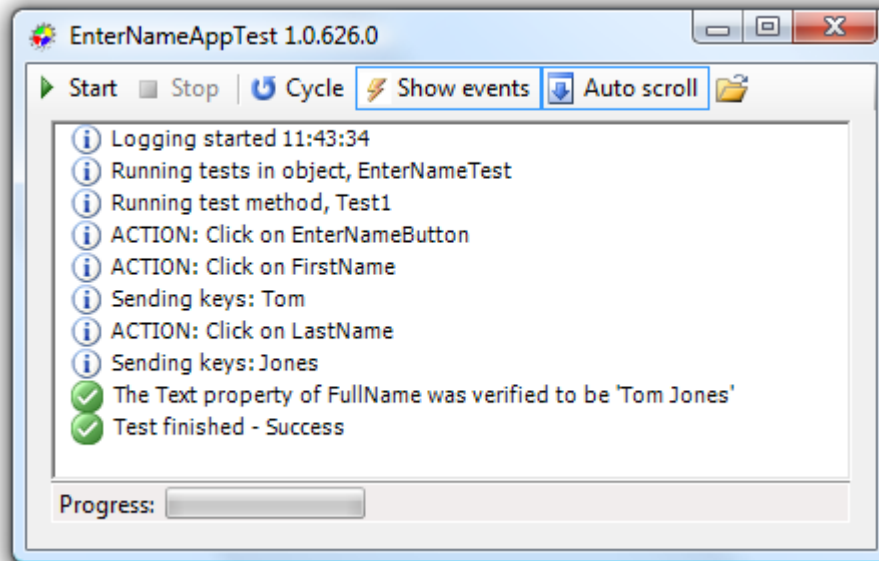


# Test Automation FX

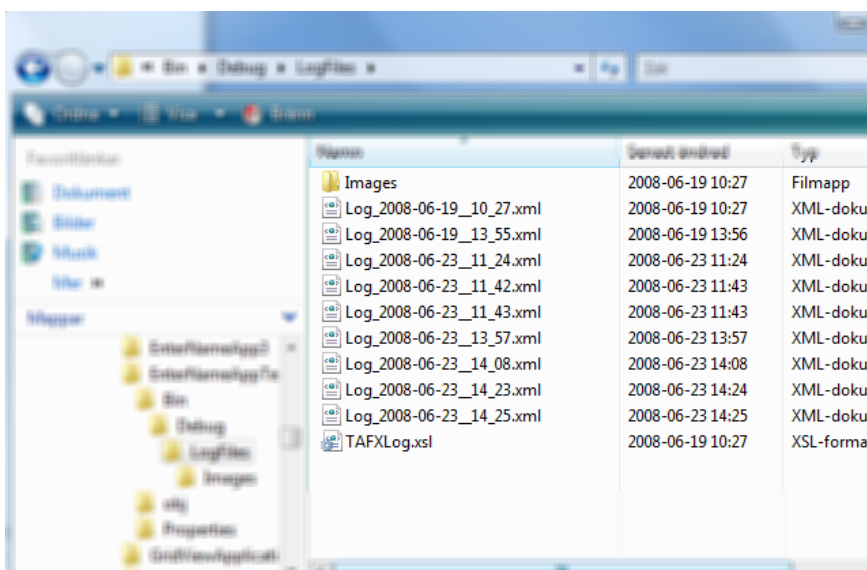
## UI test automation for .NET developers

### Logging

A central part of any Test Automation framework is the ability to provide a simple way to be able to log events and results. Test Automation FX has several features that make it easy to log your information.



The default test runner is a form that shows the TAFX logging information as the test runs. By default the test log is also saved to an XML file in a subdirectory to the test application called **LogFiles**.



Picture 1 The contents of the LogFiles folder.





# Test Automation FX

## UI test automation for .NET developers

To be able to view the log files in a browser in a nice way some support files are also written to this directory. The **TAFX.xsl** and the **Images** folder is created automatically and will make the log file appear in a browser as shown below:

**Test Automation FX Log for Project EnterNameAppTest**

Filename :	C:\Users\Richard\Documents\Visual Studio 2008\Projects\TafxDemo\EnterNameAppTest\Bin\Debug\LogFiles\Log_2008-06-23_14_23.xml
Project Name :	EnterNameAppTest
TAFX Version :	1.0.626.0
Date :	2008-06-23
Time :	14:24:02

Level	Message
Information	Logging started 14:23:56
Information	Running tests in object, EnterNameTest
Information	Running test method, Test1
Information	ACTION: Click on FirstName
Event	Attaching object, EnterNameAppApplication
Event	Object, EnterNameAppApplication is attached
Event	Attaching object, MainForm
Event	Finding window [Child, InstanceName = 'MainForm', ProcessId = '3768'] of parent: 'with control id 0' - Timeout: 15000 ms
Event	Took 359 ms (15000 ms).
Event	Object, MainForm is attached
Event	Attaching object, EnterNameForm
Event	Finding window [Child, InstanceName = 'm_NameGroupBox'] of parent: 'MainForm' - Timeout: 15000 ms
Event	Took 0 ms (15000 ms).
Debug	Sending key: s
Event	Attaching object, FullName
Event	Finding window [Child, InstanceName = 'm_FullName'] of parent: 'm_NameGroupBox' - Timeout: 15000 ms
Event	Took 0 ms (15000 ms).
Event	Object, FullName is attached
Error	Test Failed: The Text property of FullName was expected to be 'Tom Jones' but was '
Error	Test finished - Error

Copyright © 2008 Canito Software  
<http://www.testautomationfx.com>

To add log entries manually you can use the **Log** class and its static methods.

```
[UITest()]
public void Test1()
{
    Log.Information("Logging is easy!!");
    Log.Warning("Logging is easy!!");
    Log.Success("Logging is easy!!");
    Log.Error("Logging is easy!!");
    Log.Fatal("Logging is easy!!");

    Log.Message("To all levels", LogLevel.Warning);

    Log.Image(MainForm.CurrentImage, "MainForm image", LogLevel.Information);
}
```

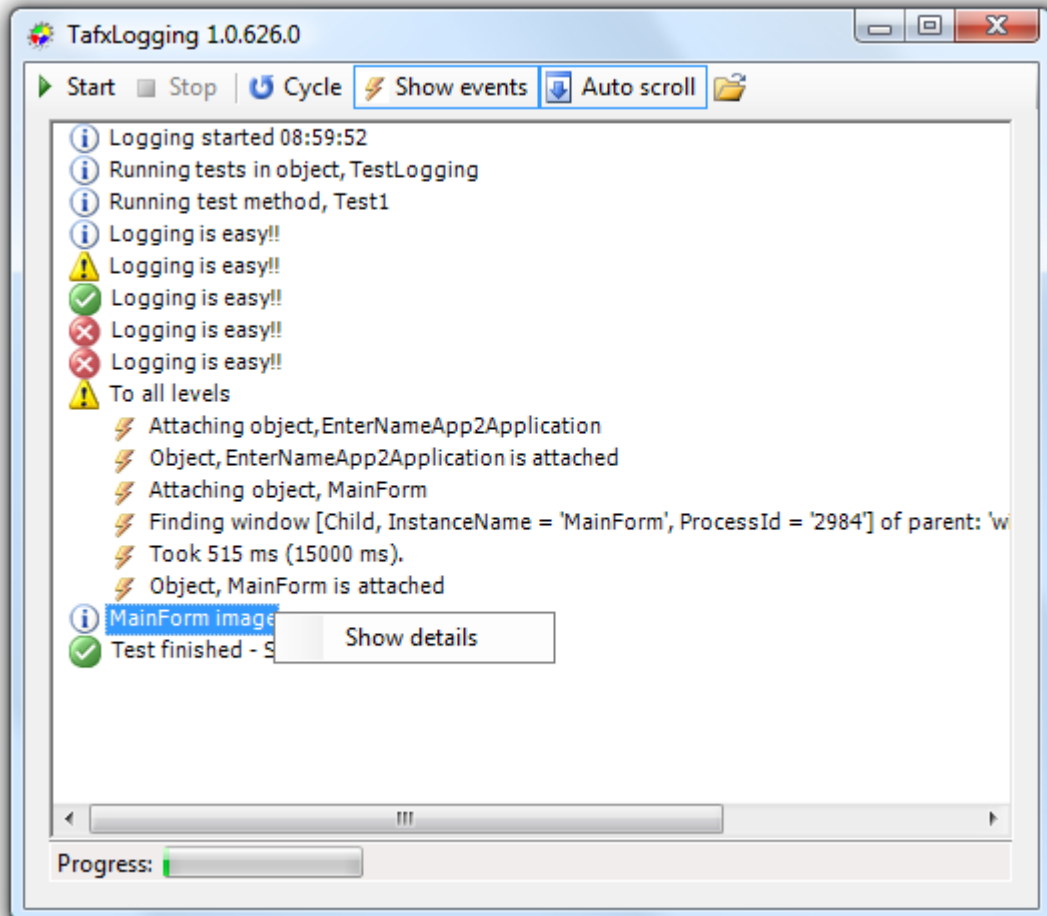




# Test Automation FX

UI test automation for .NET developers

If images are logged they can be viewed by selecting the **Show Detail** context menu command. The Images are stored in a sub folder with the same name as the logfile.



Picture 2 Select the Show Detail command to view the image in your associated image program.

To open and examine older log files simply use the **Open Log file** button.

